

SSC-PN2S Series

SC HOUSING

- for Angled-PC, ø 2 mm cord, Short Boot -

TECHNICAL SPECIFICATIONS



SEIKOH GIKEN Co.,Ltd.

296-1, MATSUHIDAI, MATSUDO-SHI,
CHIBA, 270-2214 JAPAN.

E-mail: sales.div@seikoh-giken.co.jp

TEL: +81-47-388-6111 FAX: +81-47-388-4477

SSC-PN2S Series SC HOUSING - for Angled-PC, ø 2 mm cord, Short Boot -
TECHNICAL SPECIFICATIONS

S05-H017-01E	March	2007
S05-H017-02E	November	2008
S05-H017-03E	March	2015
S05-H190-01E	January	2023
S05-H190-02E	August	2023

Copyright © 2007 - 2023 by **SEIKOH GIKEN Co.,Ltd.**
All right reserved.

The information contained herein shall not be reproduced or disclosed to any third party without the express written consent of SEIKOH GIKEN Co., Ltd.
The specifications and materials contained herein are subject to change without notice.

Please address any questions, comments, and suggestions to:

SEIKOH GIKEN USA, Inc.

4465 Commerce Drive, Suite 103,
Buford, GA 30518. U.S.A
E-mail: sales@sg-usa.com
TEL: +1-770-279-6602
FAX: +1-770-279-8839

SEIKOH GIKEN Europe GmbH

Siemensstrasse 9,
D-63263 Neu-Isenburg, Germany
E-mail: info@sg-euro.de
TEL: +49-6102-297-700
FAX: +49-6102-297-750

SEIKOH GIKEN Hangzhou Co.,Ltd.

526 Binkang Road Binjiang District, Hangzhou,
Zhejiang, China 310052, P.R. China
E-mail: sales@sg-h.cn
TEL: +86-571-8777-4098
FAX: +86-571-8777-4099

TABLE OF CONTENTS

Section	Page
1 SCOPE	1
2 PART NUMBER	1
3 GENERAL SPECIFICATIONS.....	2
3.1 Parts and Materials	2
3.2 Physical Dimensions	2
3.3 General Tolerances.....	2
3.4 Appearance	3
4 PACKING	3
5 IDENTIFICATION	3
6 HANDLING AND CARE	3
6.1 Conditions of Storage.....	3
6.2 Precautions for Use.....	3
6.3 Disposal	3

Table

Table 1 Part Number	1
Table 2 Parts and Materials	2
Table 3 General Tolerance (ISO 2768-m)	2

Figure

Figure 1 SSC-PN2S Series Housing.....	4
Figure 2 to 10 Dimensions of Parts	5 to 9

BLANK PAGE

1 SCOPE

These specifications apply to the SSC-PN2S series SC housing - for angled-PC, ø 2 mm cord, short boot - supplied by SEIKOH GIKEN Co., Ltd.

2 PART NUMBER

Part number of the housing is shown in Table 1.

Table 1 Part Number

[illegible]

Please contact us for availability of other specifications.

3 GENERAL SPECIFICATIONS

3.1 Parts and Materials

Parts and materials are shown in Table 2.

Table 2 Parts and Materials

Item	Part Name	Qty	Material	Notes
①	Grip	1	PBT GF	Green, Flammability UL94 V-0
②	Plug frame	1	PBT GF	White, Flammability UL94 V-0
③	Spring	1	Stainless steel	-
④	Stop ring	1	Brass	Nickel plating
⑤	Crimping ring	1	Aluminum alloy	-
⑥	Ring	1	Stainless steel	-
⑦	Boot	1	TPEE	Short boot Green, Flammability UL94 V-0
⑧-1	Cap	1	PP	Ferrule cap, Green
⑧-2			PBT-GF	Dust cap, Black Flammability UL94 V-0 equivalent

Note: Item on Table 2 corresponds to the item reference number on Figure 1 to 10.

3.2 Physical Dimensions

Figure 1 shows the SSC-PN2S series housing.

Figure 2 to 10 show the dimensions of the parts.

- In accordance with IEC 61754-4 Type SC connector family.
- In accordance with JIS C 5973 F04 Type connectors.

3.3 General Tolerances

Permissible deviation in dimensions without tolerance indication is in accordance with ISO 2768-m (JIS B 0405-m), as shown in Table 3.

Table 3 General Tolerance (ISO 2768-m)

Basic size step [mm]		Permissible deviation [mm]
Over	Under	
0.5	3	±0.1
3	6	±0.1
6	30	±0.2
30	120	±0.3

3.4 Appearance

There should be no burr, peeling of plating or scratches that affect the product.

4 PACKING

The product is packed to prevent damage during shipment.

5 IDENTIFICATION

Identification label should indicate the part number and the lot number of the product(s) and should be permanently attached to the packing bag.

6 HANDLING AND CARE

6.1 Conditions of Storage

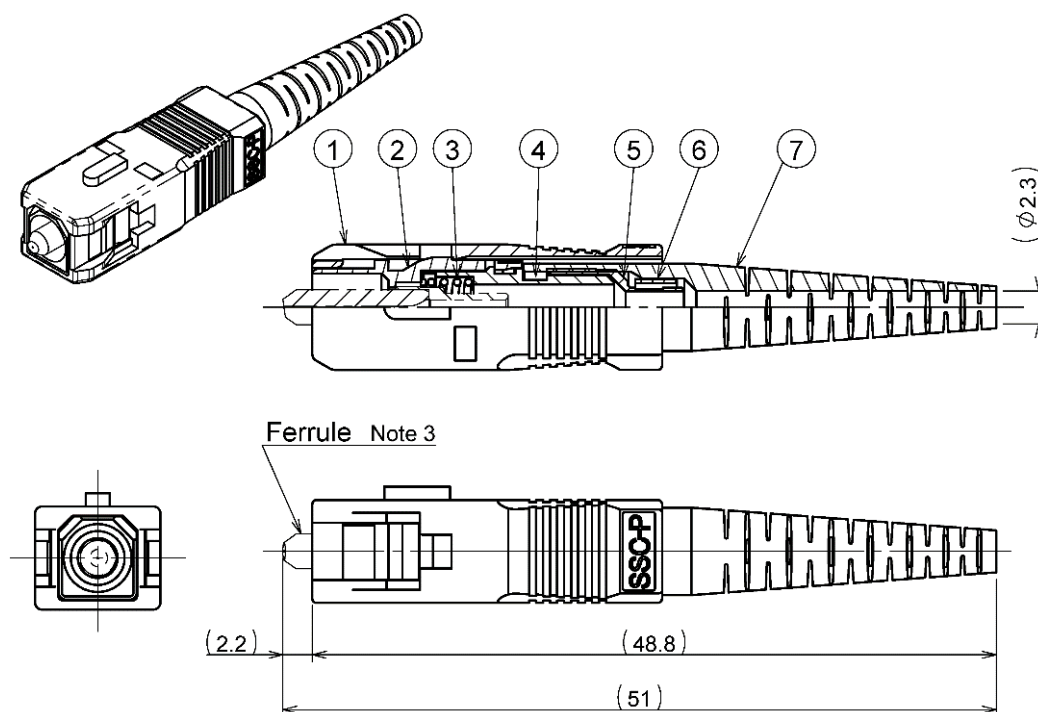
For storage of the product, keep in the packing bag and keep away from corrosive gas, high-temperature and humidity, extreme-low temperature and direct sunlight.

6.2 Precautions for Use

Contamination, oil, sweat and others debris on the ferrule end face may influence the performance of the product. If contamination is on the ferrule end face, wipe the end face with the end face cleaner.

6.3 Disposal

When discarding this product, please follow the regulations of your own country.



- Notes: 1 This drawing shows the tentatively assembled condition including a ferrule. On practical shipment of SSC-PN2S housing, this tentative assembly is not available.
- 2 This drawing does not include the cap.
- 3 The ferrule is not included in SSC-PN2S housing.

Unit: mm

Figure 1 SSC-PN2S Series Housing

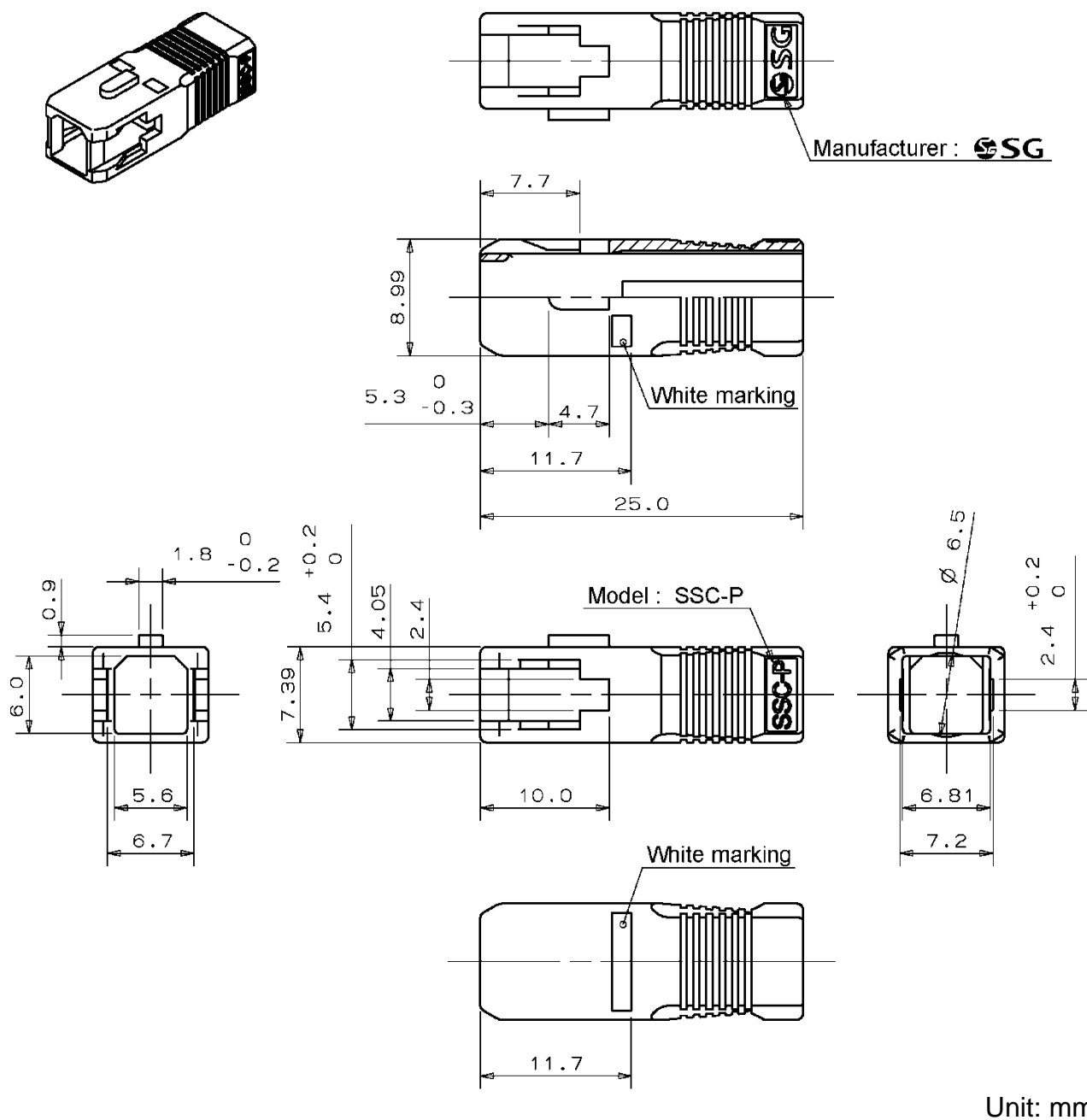


Figure 2 ①Grip

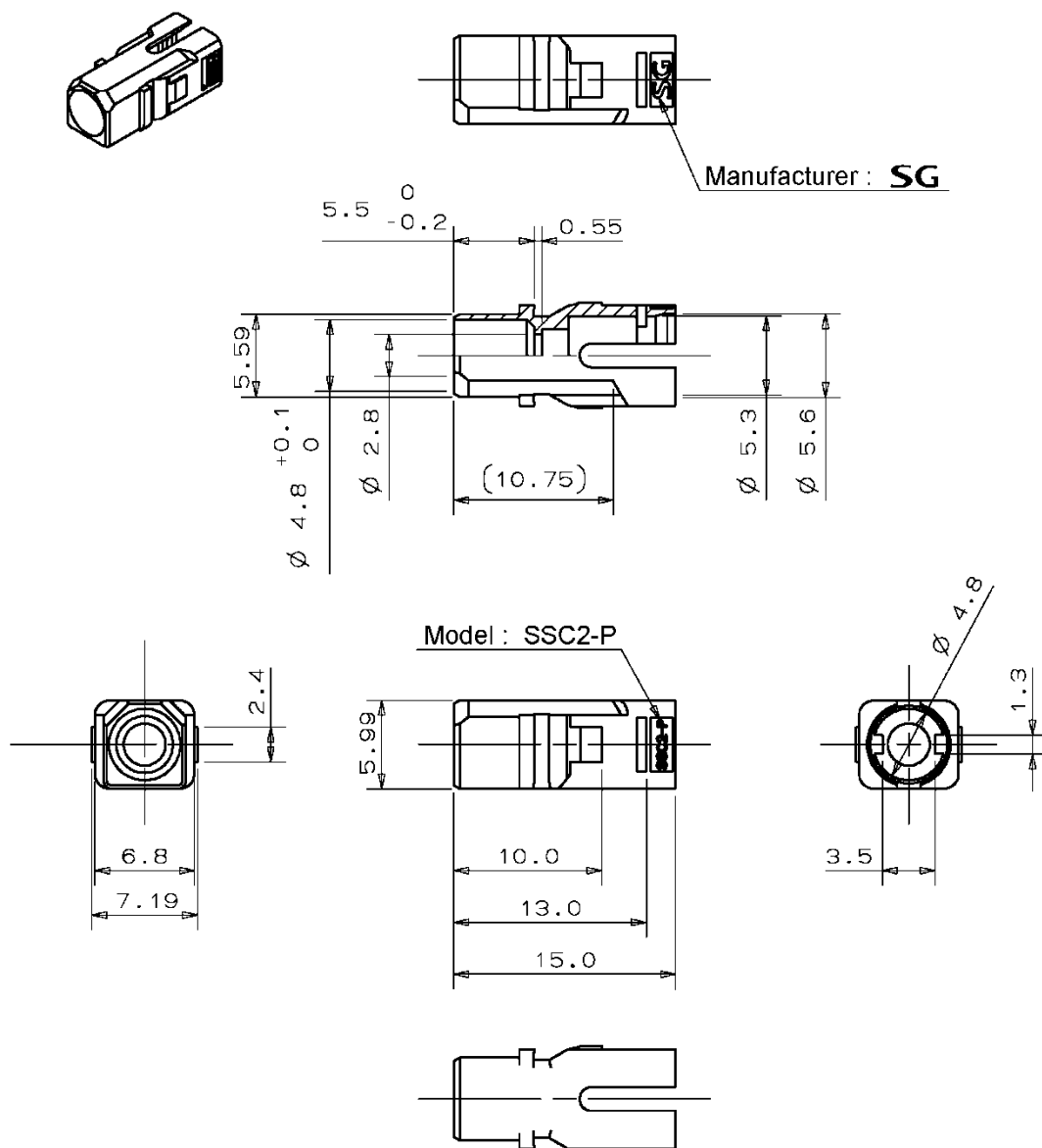
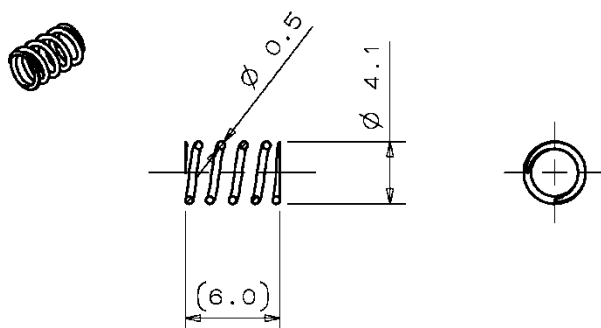
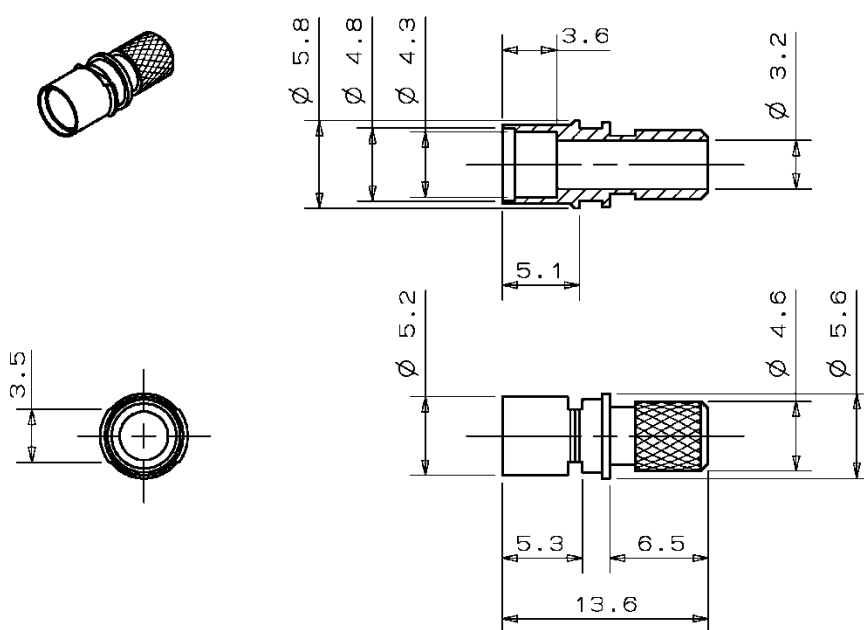


Figure 3 ②Plug Frame



Unit: mm

Figure 4 ③Spring



Unit: mm

Figure 5 ④Stop Ring

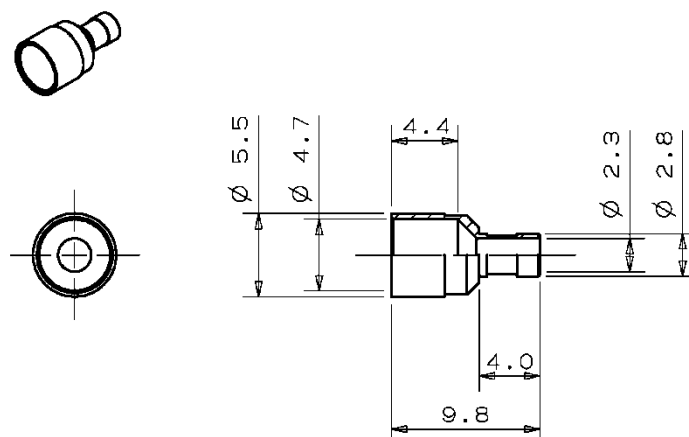


Figure 6 ⑤Crimping Ring

Unit: mm

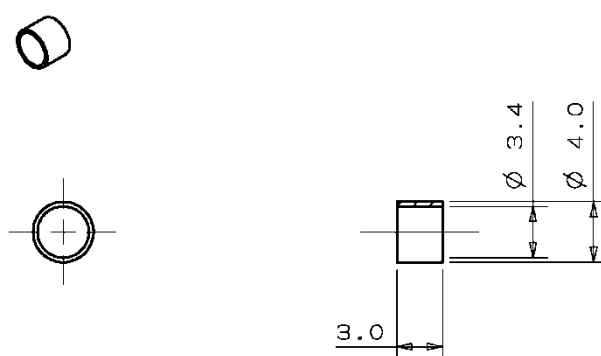


Figure 7 ⑥Ring

Unit: mm

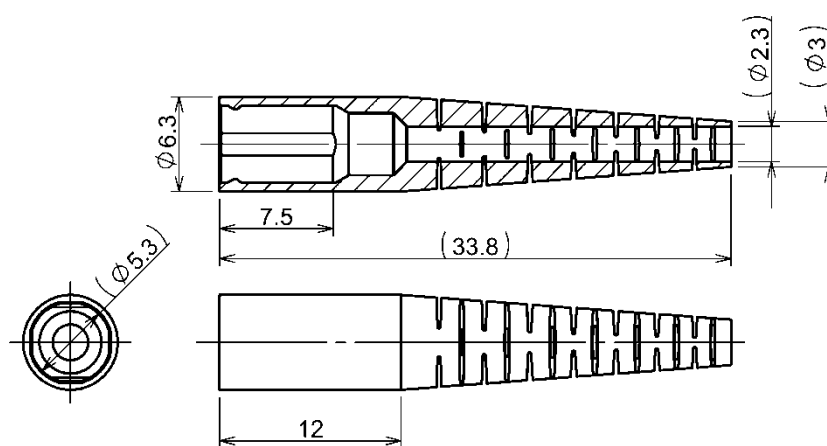
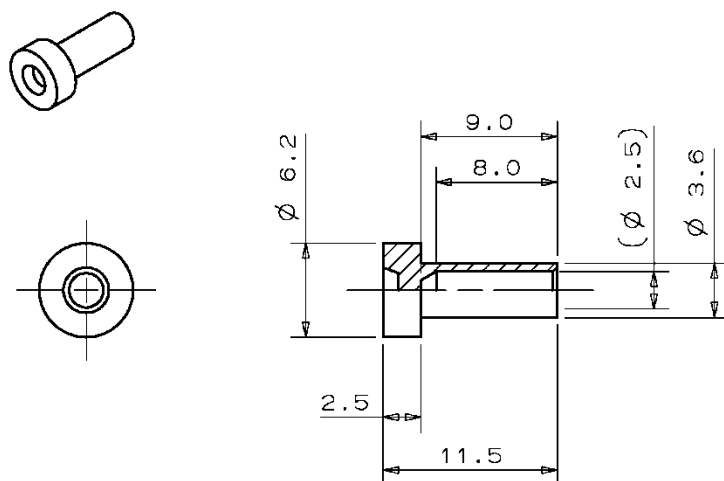


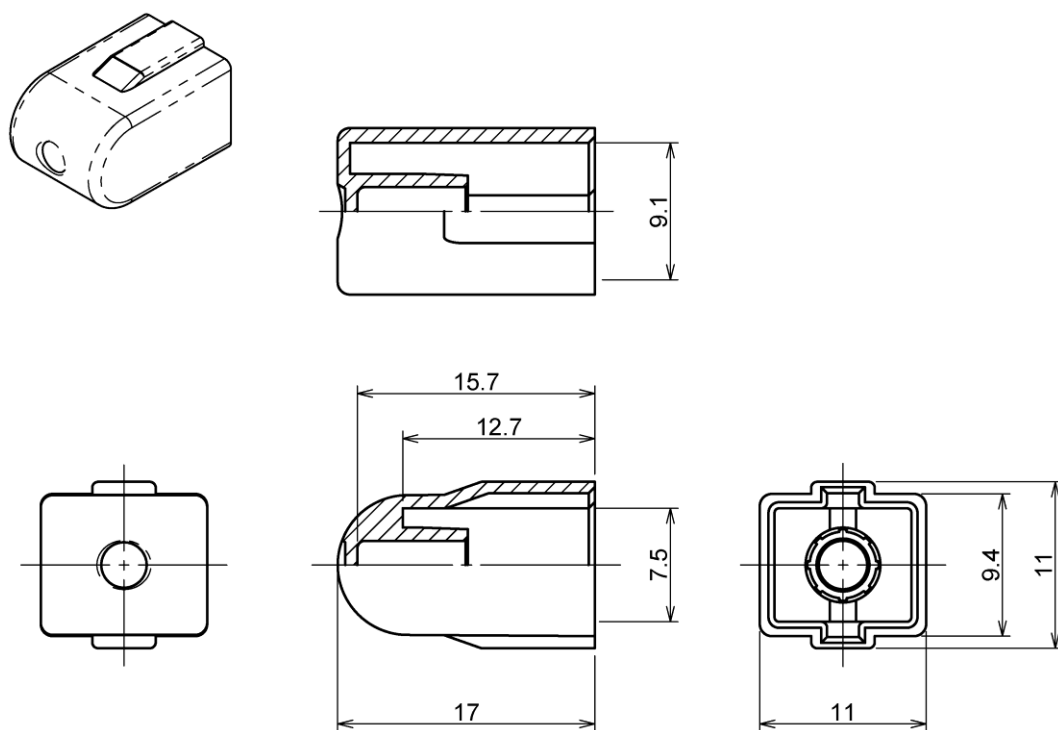
Figure 8 ⑦Boot (Short boot)

Unit: mm



Unit: mm

Figure 9 ⑧-1 Cap (Ferrule cap)



Unit: mm

Figure 10 ⑧-2 Cap (Dust cap)